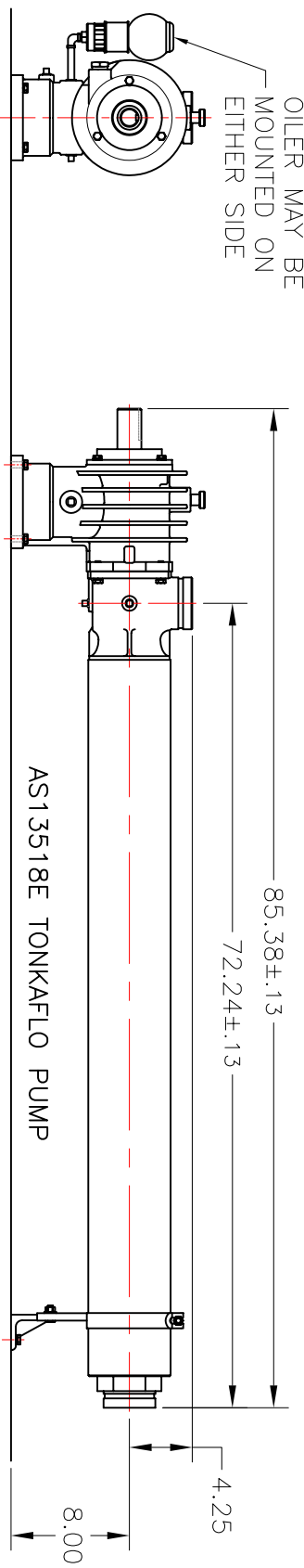
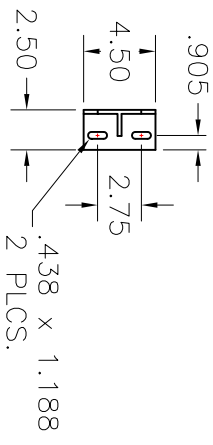
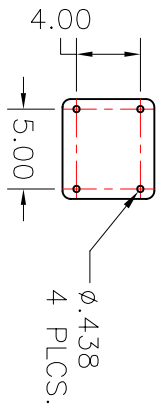
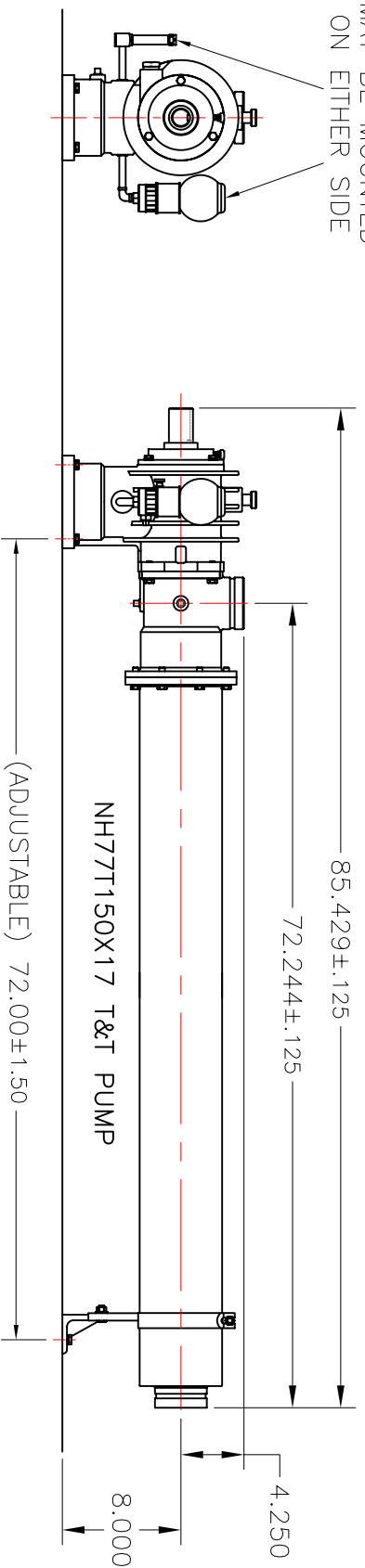


OILER MAY BE MOUNTED ON EITHER SIDE



OILER/SIGHT GLASS MAY BE MOUNTED ON EITHER SIDE



NOTE:  
BOTH PUMPS HAVE A 3" VICTAULIC INLET AND VICTAULIC DISCHARGE.



UNLESS OTHERWISE NOTED LINEAR DIMS. IN INCHES TOLERANCES DECIMAL FRACTIONS ANGULAR DO NOT SCALE DRAWING		T&T PUMP CO. INC. FAIRHURST WV 26554	
DRAWN	5-15-08	DRAWING TITLE	NH77T150X17 TO
CHECK			AS13518E COMPARISON
DESIGN			
ENGR			
SCALE non/RELEASE DATE 5-15-08 Sheet 1 of 1		AS13518E COMPARISON	