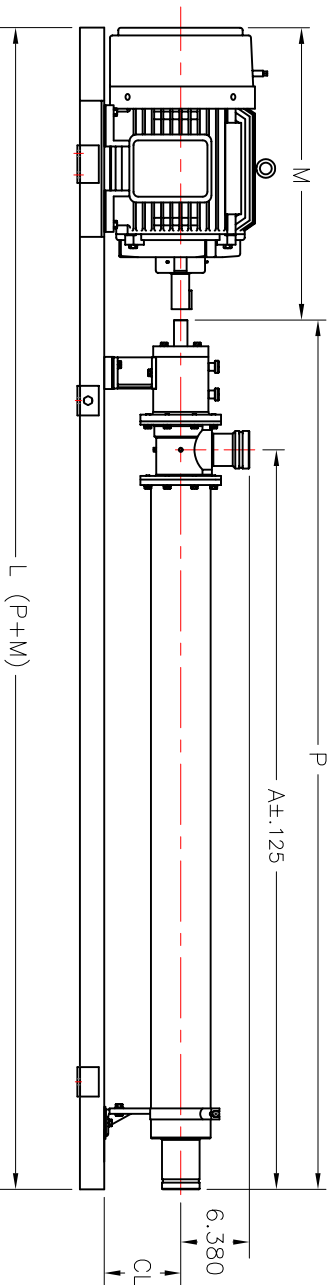
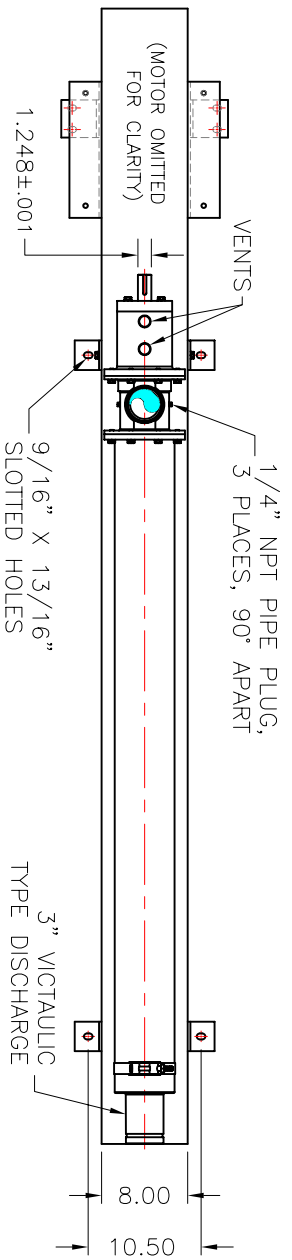
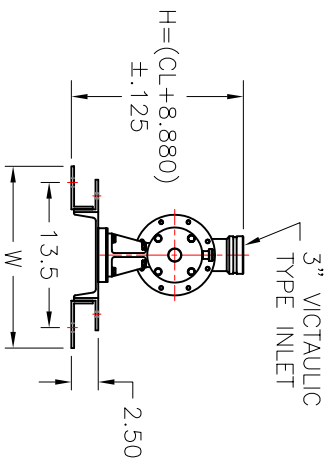


GO TO WWW.TANDPUMP.COM OR CONTACT T&T PUMP FOR DETAILED LAYOUTS OF SPECIFIC APPLICATIONS



MODEL NUMBER	P	A
NH81C/D_X1	25.887	13.809
NH81C/D_X2	30.926	18.848
NH81C/D_X3	35.965	23.887
NH81C/D_X4	41.004	28.926
NH81C/D_X5	46.043	33.965
NH81C/D_X6	51.082	39.004
NH81C/D_X7	56.121	44.043
NH81C/D_X8	61.160	49.082
NH81C/D_X9	66.199	54.121
NH81C/D_X10	71.238	59.160
NH81C/D_X11	76.277	64.199
NH81C/D_X12	81.316	69.238
NH81E_X12	81.726	69.238
NH81E_X13	86.765	74.277
NH81E_X15	96.843	84.355
NH81E_X18	111.960	99.472
NH81E_X20	122.038	109.550

HP	NEMA FRAME	CL	M	W
10	215T	6.375	20.1	16.5
15	254T	6.375	23.3	16.5
20	256T	6.375	25.1	16.5
25	284TS	7.125	27.0	16.5
30	286TS	7.125	28.5	16.5
40	324TS	8.125	31.0	16.5
50	326TS	8.125	31.0	16.5
60	364TS	9.125	33.1	16.5
75	365TS	9.125	33.1	21.3
100	405TS	10.125	38.0	23.0
125	444TS	11.125	43.3	25.0

- NOTES:
1. THIS CATALOG IS INTENDED FOR PRELIMINARY ESTIMATION ONLY.
 2. DIMENSIONS (INCHES) ARE FOR REFERENCE ONLY UNLESS NOTED.
 3. TO CALCULATE TOTAL LENGTH "L", ADD DIMENSIONS P+M.
 4. TO CALCULATE TOTAL HEIGHT "H", ADD DIMENSIONS CL+8.880.
 5. FOR PUMP LENGTHS NOT LISTED, EACH STAGE IS 5.039".
 6. A "C" BEARING FRAME (GREASEABLE) IS DEPICTED IN THIS DRAWING.
 7. A "D" OR "E" BEARING FRAME (OIL-FILLED) IS ALSO AVAILABLE.
 8. MOTOR COUPLER AND SHIELD OMITTED FOR CLARITY.



UNLESS OTHERWISE NOTED DIMENSIONS ARE IN INCHES. TOLERANCES DECIMAL 0.004/- 0.004/+ ANGULAR ±0.004		DRAWING TITLE NH81C/D/E385-475 OUTLINE	
DO NOT SCALE DRAWING Drawing no.		T&T PUMP CO. INC. FAIRHORN, WV 26554	
DRAWN	CWR	DATE	6-11-08
CHECKED		SCALE	AS SHOWN
DESIGN		DATE	6-11-08
ENGR		SHEET	1 OF 1